





































# Kobber 4kt-Bolt

Varenummer	Metall	Form	HØYDE x BREDDA (mm)	Legering	Størrelse
1112001	Kobber		4 x 4	CW 004A/005A - E-Cu	4000,00MM
1112002	Kobber		5 x 5	CW 004A/005A - E-Cu	4000,00MM
1112004	Kobber		7 x 7	CW 004A/005A - E-Cu	4000,00MM
1112005	Kobber		8 x 8	CW 004A/005A - E-Cu	4000,00MM
1112006	Kobber		9 x 9	CW 004A/005A - E-Cu	4000,00MM
1112007	Kobber		10 x 10	CW 004A/005A - E-Cu	4000,00MM
1112008	Kobber		11 x 11	CW 004A/005A - E-Cu	4000,00MM
1112009	Kobber		12 x 12	CW 004A/005A - E-Cu	4000,00MM
1112010	Kobber		13 x 13	CW 004A/005A - E-Cu	4000,00MM
1112011	Kobber		14 x 14	CW 004A/005A - E-Cu	4000,00MM
1112012	Kobber		15 x 15	CW 004A/005A - E-Cu	4000,00MM
1112013	Kobber		16 x 16	CW 004A/005A - E-Cu	4000,00MM
1112014	Kobber		18 x 18	CW 004A/005A - E-Cu	4000,00MM
1112015	Kobber		20 x 20	CW 004A/005A - E-Cu	4000,00MM
1112016	Kobber		22 x 22	CW 004A/005A - E-Cu	4000,00MM
1112017	Kobber		25 x 25	CW 004A/005A - E-Cu	4000,00MM
1112018	Kobber		28 x 28	CW 004A/005A - E-Cu	4000,00MM
1112019	Kobber		30 x 30	CW 004A/005A - E-Cu	4000,00MM
1112021	Kobber		35 x 35	CW 004A/005A - E-Cu	4000,00MM
1112022	Kobber		38 x 38	CW 004A/005A - E-Cu	4000,00MM
1112023	Kobber		40 x 40	CW 004A/005A - E-Cu	4000,00MM
1112025	Kobber		45 x 45	CW 004A/005A - E-Cu	4000,00MM
1112026	Kobber		48 x 48	CW 004A/005A - E-Cu	4000,00MM
1112027	Kobber		50 x 50	CW 004A/005A - E-Cu	4000,00MM
1102005	Kobber		50 x 50	CW 008A - OF-Cu	4000,00MM
1112028	Kobber		52 x 52	CW 004A/005A - E-Cu	4000,00MM
1112029	Kobber		55 x 55	CW 004A/005A - E-Cu	4000,00MM
1112030	Kobber		60 x 60	CW 004A/005A - E-Cu	4000,00MM
1112031	Kobber		65 x 65	CW 004A/005A - E-Cu	2300 - 3500MM
1112032	Kobber		70 x 70	CW 004A/005A - E-Cu	2000 - 2250MM
1112033	Kobber		75 x 75	CW 004A/005A - E-Cu	2250,00MM
1112034	Kobber		80 x 80	CW 004A/005A - E-Cu	2250,00MM
1112035	Kobber		90 x 90	CW 004A/005A - E-Cu	2250,00MM
1112036	Kobber		100 x 100	CW 004A/005A - E-Cu	2250,00MM

1112037	Kobber		110 x 110	CW 004A/005A - E-Cu	2000,00MM
1112040	Kobber		150 x 150	CW 004A/005A - E-Cu	2000,00MM